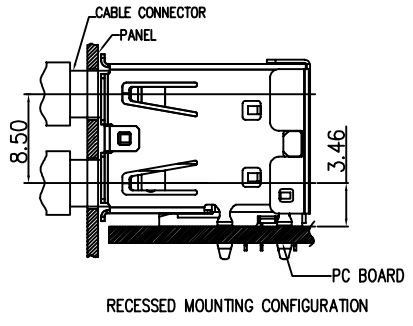
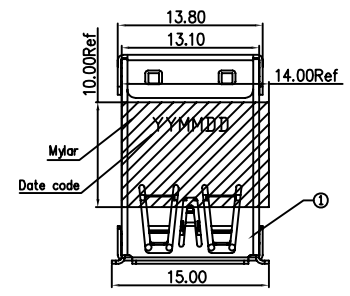


RevNo	Revision note	Date	Signature	Checked
B	REVISED THE TITLE BLOCK	04-24-12		

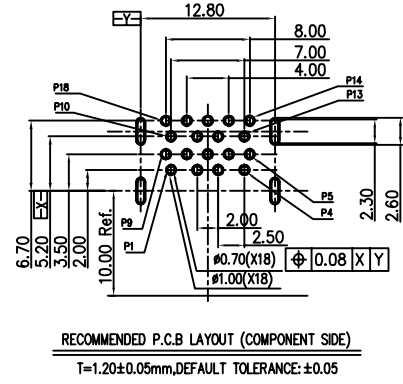
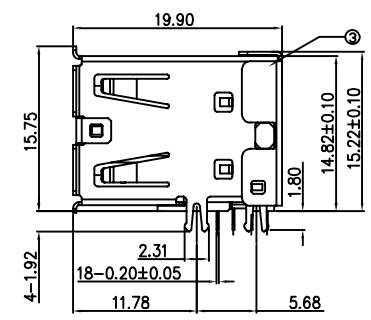
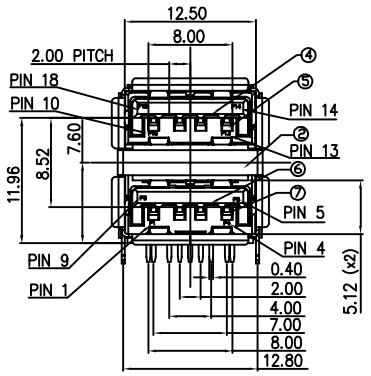


NOTES:
 1. MATERIALS:
 HOUSING: THERMOPLASTIC, UL94V-0
 BACK COVER: THERMOPLASTIC, UL94V-0
 OUTER SHELL: CARBON STEEL T=0.30mm
 BACK SHELL: CARBON STEEL T=0.30mm
 INNER SHELL: CARBON STEEL T=0.30mm
 USB 2.0 CONTACT: POSPHOR BRONZE, T=0.20mm
 USB 3.0 CONTACT: BRASS, T=0.20mm

2. PLATING:
 CONTACT: CONTACT AREA Au PLATED REFER TO THE PART NO. CODE DEFINED. UNDER PLATE 80u"Min. NICKEL OVERALL 120u" Min. TIN PLATING ON SOLDER TAIL
 OUTER SHELL: NICKEL 50u" OVERALL UNDER PLATED Cu 50u"MIN.
 INNER SHELL AND BACK SHELL: CLEAR OR NICKEL 50u" OVERALL UNDER PLATED Cu 50u"MIN.

3. ELECTRICAL:
 INSULATION RESISTANCE: 100Mohm MIN.
 CONTACT RESISTANCE: 30mohm MAX.
 DIELECTRIC WITHSTANDING: 100 VAC
 CURRENT RATING: 1.5A AT 250 VAC MIN.

4. MECHANICAL:
 MATING FORCE: 35N MAXIMUM
 UNMATING FORCE: 10N MINIMUM
 DURABILITY: 5000 CYCLES



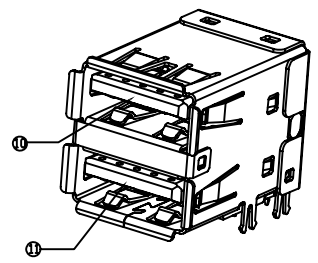
PART NO. CODE

U3C001	-	J	B	*	-	*	*
①	②	③	④	⑤	⑥		

- 1 SERIES:
 U3C001: USB 3.0 CONNECTOR, SERIES A, RIGHT ANGLE DIP TYPE
- 2 POSITIONS:
 J: 18 POSITIONS.
- 3 INSULATOR COLOR:
 B: BLUE (Pantone 300C)
 K: BLACK
 W: WHITE
- 4 CONTACT PLATING:
 1: Au 1u"
 2: Au 3~5u"
 4: Au 15u"
 5: Au 30u"
- 5 ENVIRONMENT:
 O: RoHS
 H: HALOGEN FREE
- 6 WAY OF PACKING:
 T: TRAY
 R: TAPE & REEL
 B: WATERPROOF BAG

BILL OF MATERIAL :

ITEM	PART NAME	Q'TY/EA	MATERIAL	PLATING
11	INSERT MOLDING (2)	1	BRASS+THERMOPLASTIC	N/A
10	INSERT MOLDING (1)	1	BRASS+THERMOPLASTIC	N/A
9	BACK COVER	1	THERMOPLASTIC	N/A
8	HOUSING	1	THERMOPLASTIC	N/A
7	BOTTOM USB 2.0 CONTACT	4	PHOSPHOR BRONZE	AU OVER NICKEL
6	BOTTOM USB 3.0 CONTACT	5	BRASS	AU OVER NICKEL
5	UPPER USB 2.0 CONTACT	4	PHOSPHOR BRONZE	AU OVER NICKEL
4	UPPER USB 3.0 CONTACT	5	BRASS	AU OVER NICKEL
3	BACK SHELL	1	CARBON STEEL	CLEAN OR PLATED NICKEL
2	INNER SHELL	1	CARBON STEEL	CLEAN OR PLATED NICKEL
1	OUTER SHELL	1	CARBON STEEL	PLATED NICKEL



GENERAL TOLERANCES (UNLESS SPECIFIED) DIMENSION STYLE : MM < INCH >		
	MM	ANGLE°
4 PLACES	± ---	± ---
3 PLACES	± 0.05	± ---
2 PLACES	± 0.13	± 0.5°
1 PLACES	± 0.25	± 1.0°
0 PLACES	± 0.38	± 2.0°
THIRD ANGLE PROJECTION		

FINISH	SEE NOTES
MATERIAL	SEE NOTES
DRAWN BY	DATE
R. Ly	04-24-12
CHECKED BY	DATE
A. TENG	04-24-12
APPROVED BY	DATE
---	---



TITLE USB 3.0, 18P, SERIES A, FEMALE, R/A, DUAL, W/FLANGE, THRU-HOLE TYPE			
SIZE A4	DRAWING NO. U3C001-JBX-XX		REV. B
SCALE NONE	SHEET 1	OF 1	REV. B