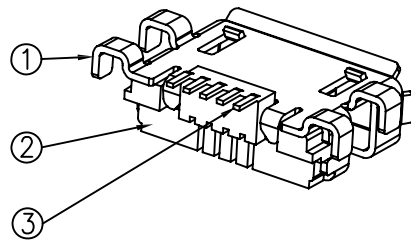
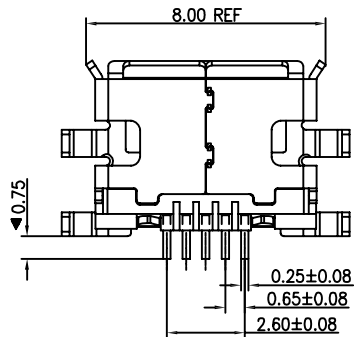
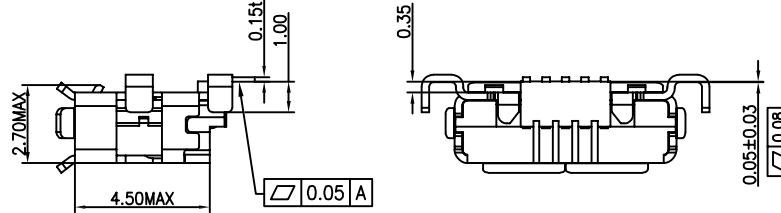
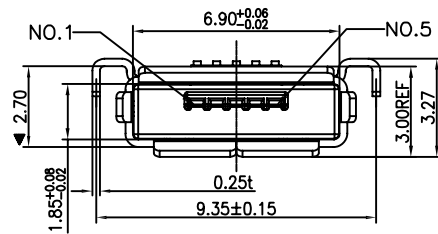
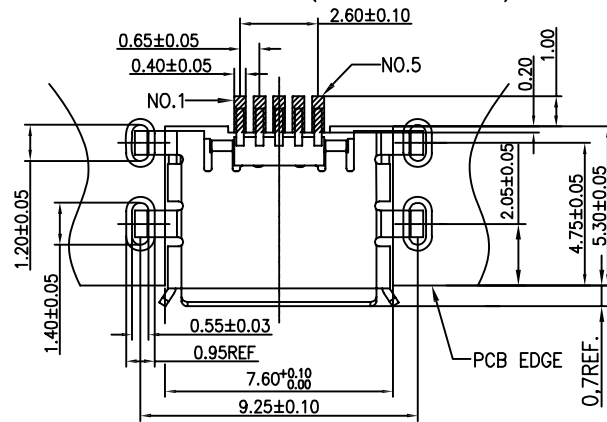
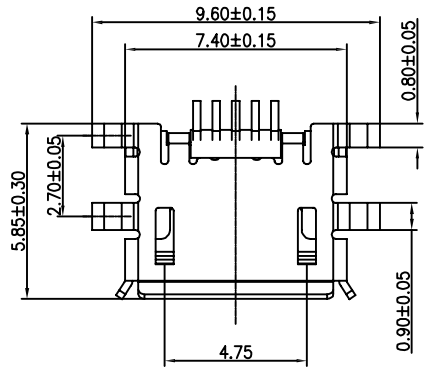


RevNo	Revision note	Date	Signature	Checked
B	REVISED THE TITLE BLOCK	04-25-12		

RECOMMENDED P.C.B. LAYOUT (COMPONENT SIDE)



NOTES:

1. MATERIALS:

FRONT SHELL: STAINLESS SUS304, T=0.25±0.02mm
 HOUSING: LCP
 CONTACT: BRASS C2680-EH, T=0.15mm

2. RATING:

VOLTAGE: 30 VAC (R.M.C)
 CURRENT RATING: 1.0 AMPERE MAX PER CONTACT AT 30°C T-RISE
 OPERATING TEMPERATURE: -30°C TO +85°C, 85% RH

3. ELECTRICAL PERFORMANCES:

CONTACT RESISTANCE: 30 mΩ MAX INITIAL
 INSULATION RESISTANCE: 100 MΩ MIN.
 DIELECTRIC WITHSTANDING VOLTAGE: 100 VAC AT SEA LEVEL
 MATING DURABILITY: 10000 CYCLES
 PLUG INSERTION FORCE: 35N MAX
 PLUG EXTRACTION FORCE: 8N MIN INITIAL

PART NO. CODE:

MCC001 - 5 K X - X X
 ① ② ③ ④ ⑤ ⑥

① SERIES:

MCC001: MICRO USB CONNECTOR, SMT (AB TYPE)

② POSITIONS:

5: 5 POSITIONS

③ INSULATOR COLOR:

A: GRAY (W/O LOGO)
 K: BLACK (W/O LOGO)

④ CONTACT PLATING:

1: Au 1u"
 2: Au 3~5u"
 4: Au 15u"
 5: Au 30u"

⑤ ENVIRONMENT:

O: RoHS
 H: HALOGEN FREE

⑥ WAY OF PACKING:

T: TRAY
 R: TAPE & REEL
 B: WATERPROOF BAG

BILL OF MATERIAL :

ITEM	PART NAME	Q'TY/EA	MATERIAL	FINISH
3	CONTACT	5	BRASS	GOLD/MATTE TIN PLATED
2	HOUSING	1	THERMOPLASTIC	N/A
1	OUTER SHELL	1	STAINLESS	MATTE TIN PLATED

GENERAL TOLERANCES (UNLESS SPECIFIED) DIMENSION STYLE : MM (INCH)		FINISH SEE NOTES																					
<table border="1"> <thead> <tr> <th></th> <th>MM</th> <th>ANGLE°</th> </tr> </thead> <tbody> <tr> <td>4 PLACES</td> <td>± ---</td> <td>± ---</td> </tr> <tr> <td>3 PLACES</td> <td>± 0.05</td> <td>± ---</td> </tr> <tr> <td>2 PLACES</td> <td>± 0.13</td> <td>± 0.5°</td> </tr> <tr> <td>1 PLACES</td> <td>± 0.25</td> <td>± 1.0°</td> </tr> <tr> <td>0 PLACES</td> <td>± 0.38</td> <td>± 2.0°</td> </tr> </tbody> </table>			MM			ANGLE°	4 PLACES	± ---	± ---	3 PLACES	± 0.05	± ---	2 PLACES	± 0.13	± 0.5°	1 PLACES	± 0.25	± 1.0°	0 PLACES	± 0.38	± 2.0°	MATERIAL SEE NOTES	
	MM	ANGLE°																					
4 PLACES	± ---	± ---																					
3 PLACES	± 0.05	± ---																					
2 PLACES	± 0.13	± 0.5°																					
1 PLACES	± 0.25	± 1.0°																					
0 PLACES	± 0.38	± 2.0°																					
DRAWN BY R. Ly		DATE 04-25-12		SIZE A4																			
CHECKED BY A. TENG		DATE 04-25-12		DRAWING NO. MCC001-5KX-XX																			
APPROVED BY ---		DATE ---		SCALE NONE																			
THIRD ANGLE PROJECTION				SHEET 1 OF 1																			
				REV. B																			